



*Phonics (Fred Time)*  
*Information for Parents*





<https://ruthmiskin.com/en/find-out-more/parents/#lg=1&slide=0>



# Pronouncing the single letter sounds

a e i o u

b c d g h j k p


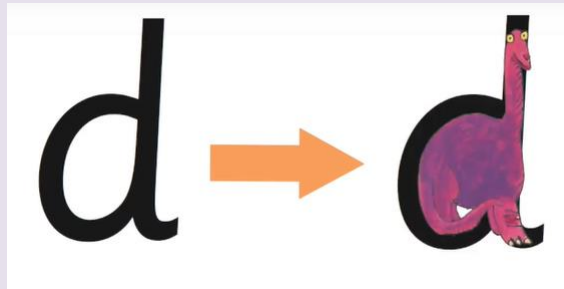
f q s t v w y z

l m n r x

<https://www.ruthmiskin.com/en/find-out-more/parents/#lg=1&slide=2>



We give children a hook to help them remember each sound and the letter that represents it



# Writing the single letter sounds

a



Around the apple and down the leaf.

b



Down the laces to the heel and around the toe.

c



Curl around the caterpillar.

d



Around the dinosaurs bottom, up his tall neck & down to his toes.

e



Lift off the top and scoop out the egg.

f



Down the stem and draw the leaves.

g



Around the girls face, down her hair and give her

h



Down the head, to his hooves and over his back.

i



Down the body and dot for the head.

j



Down his body, curl, dot for his head.

k



Down the kangaroo's body tail and leg.

l



Down the long leg.

Speech: mmmmmmmmmmm  
Handwrite: Mmmmmmmmmmm  
mountain

blow the snow

2. blow snow slow show know flow glow

Read Write Inc.  
**PHONICS**

Phonics  
Flashcards

Synthetic phonics series  
by Ruth Miskin

48 sound and  
picture cards  
7 instruction cards

Read Write Inc.  
**PHONICS**

More Phonics  
Flashcards

Synthetic phonics series  
by Ruth Miskin

48 sound and  
word cards  
7 instruction cards



## Simple Speed Sounds

Consonant sounds - tricky

f	l	m	n	r	s	v	z	sh	th	ng
										nk

Consonant sounds - funny

b	c	d	g	h	j	p	qu	t	w	x	y	ch
	k											

Vowel sounds - funny


a	e	i	o	u	ay	ee	igh	ow
---	---	---	---	---	----	----	-----	----

Vowel sounds - tricky

Vowel sounds - tricky

oo	oo	ar	or	air	ir	ou	oy
----	----	----	----	-----	----	----	----

# Know the lingo!



**Special friends  
(make one sound)**



# Letter Sounds - a new sound is taught each day

## Set 1

m a s d t  
i n p g o  
c k u b  
f e l h sh r  
j v y w  
th z ch qu x ng nk


## Set 2

ay ee igh ow oo oo  
or ar air ir ou oy

## Set 3

ea oi a-e i-e ai  
o-a o-e ue  
aw are ur er  
ow ew ire ear ure

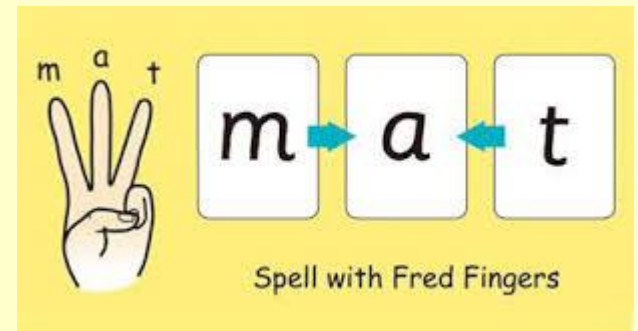
e



# Know the lingo!

“Fred Talk” - *c-a-t* *ch-ur-ch* *p-l-ay*

“Fred Fingers” - *web* *fish* *stamp* *quick*



“Fred in your head” - *hatch* *quack* *thorn*

# Decodable words

## Green words

—

<small>Yellow 1. The ducklock</small> egg	<small>Yellow 1. The ducklock</small> well
<small>Yellow 1. The ducklock</small> quick	<small>Yellow 1. The ducklock</small> spring
<small>Yellow 1. The ducklock</small> quack	<small>Yellow 1. The ducklock</small> nest
<small>Yellow 1. The ducklock</small> cluck	<small>Yellow 1. The ducklock</small> long

## Alien words



Orange 1, Playbig

what

Orange 1, Playbig

they

Orange 1, Playbig

do

Orange 1, Playbig

said

Orange 1, Playbig

you

Orange 1, Playbig

to

Orange 1, Playbig

the

Orange 2, I think I want to be a fox

what

Word House 3

into

is

go

no



# **Future dates for Workshops:**

**Tuesday 26<sup>th</sup> November 2019**

**6:00pm Maths Workshop**

e

**Thursday 16<sup>th</sup> January 2020**

**6:00pm Literacy Workshop**

*Any questions?*

