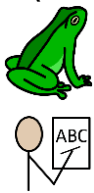











Wb 08.06.26

Curriculum Area	We are learning to...
<p>Phonics (Fred time)</p> 	<p>Ditty & Red: https://schools.ruthmiskin.com/training/view/2NgBZkRA/xJKsDhxg</p> <p>Green, Purple & Pink Groups: https://schools.ruthmiskin.com/training/view/3Z8w5vOx/A8GiblCl</p> <p>Orange & Yellow: https://schools.ruthmiskin.com/training/view/Q8mZxYpX/lh1vUFPe</p> <p>Blue & Grey: https://schools.ruthmiskin.com/training/view/9jqwHaNL/F7ZAfBJ5</p>
<p>Literacy</p> 	<p>This week in Literacy, we are learning about rhyme. We will begin by matching up simple rhyming words, such as pin and tin, before enjoying a range of poetry and rhyming books and spotting them there.</p> <p>We will build on this to write our own 'Who Am I' poems as written by Moira Butterfield.</p> <p>Here is an example:</p> <p style="text-align: center;">I have blue, shiny spotty wings and each day I fly past lots of things. Who I am?</p> <p>Key vocabulary:</p>
<p>Maths</p> 	<p>This week in Maths, we are going to be learning about position and direction. We will be discussing what language we can use to describe a turn. We will also be looking at the language we use to describe the position of an object or shape.</p> <p>Here is a link to a BBC Bitesize page about finding a quarter of a shape: https://www.bbc.co.uk/bitesize/articles/zmdr92p</p> <p>Key vocabulary: a quarter turn, a half turn, a three-quarter turn and a full turn, left and right, forwards and backwards, above and below.</p>
<p>Topic Focus:</p>  <p>Science</p>	<p>This week in Science, we will be learning about different types of animals. We will be looking at what different types of animals are called and why they fit into those groups e.g. Reptiles are covered in dry, scaly skin.</p> <p>Here is a link to a BBC bitesize with lots of different pages about the types of animals we'll be learning about: https://www.bbc.co.uk/bitesize/topics/z6882hv</p> <p>Key vocabulary: mammal, reptile, amphibian, bird, omnivore, herbivore, carnivore</p> <div style="display: flex; justify-content: space-around; align-items: flex-start;"> <div style="text-align: center;"> <p>MAMMALS</p>  </div> <div style="text-align: center;"> <p>BIRDS</p>  </div> <div style="text-align: center;"> <p>REPTILES</p>  </div> <div style="text-align: center;"> <p>AMPHIBIANS</p>  </div> <div style="text-align: center;"> <p>INVERTEBRATES</p>  </div> <div style="text-align: center;"> <p>FISH</p>  </div> </div>

Any other information/ reminders

If you have any materials you could donate for our weaving project, they would be greatly appreciated. Items such as old bedding, clothing, wool, hessian, etc., would be ideal. We are especially looking for colours like green, blue, red, white, and cream.