




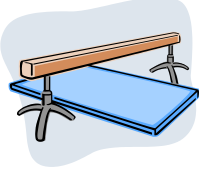





Steining CofE Primary School
Weekly information for Parents and Carers
Year group: EYFS (Hedgehogs/Rabbits) Date w/c 27.04.26

Curriculum area	We are learning to...
<p>Literacy</p> 	<ul style="list-style-type: none"> Recap, consolidate and learn new sounds to help us to read and write new words in our Fred Time groups. Name and describe a variety of different flowers and explain what we like and do not like about them. Use our knowledge of flowers to create a list of our favourite ones linked to the story 'Lulu loves flowers' by Anna McQuinn. Practise applying our Fred sounds and Rainbow Words to reading books and to our independent writing.
<p>Mathematics</p> 	<ul style="list-style-type: none"> Build and identify numbers to 20 (and beyond) using a range of resources. 10 frames, Numicon shapes, towers of connecting cubes, rekenreks and bead strings all support the children to see that larger numbers are composed of full 10s and part of the next 10. Provide opportunities for children to explore and recognise that numbers 1-9 repeat after every full 10. So, they have 1 full ten and 1, 1 full ten and 2, 1 full ten and 3 etc. Then 2 full tens and 1, 2 full tens and 2, 2 full tens and 3 and so on.  <ul style="list-style-type: none"> Count on or back from different starting points, to say what comes before or after a given number and to place sequences of numbers in order.
<p>Understanding the world</p> 	<ul style="list-style-type: none"> We are continuing our topic on Gospel, exploring the parables (stories that Jesus told) and making links about how to behave and how to treat others. This week, the parable we are focusing on is 'The Foolish Man'. Draw our favourite flowers and label the different parts using the vocabulary petals, leaf, stem, roots. We will continue to observe our broad beans grow. We will discuss what we need to do to keep them healthy and hopefully we will begin to see them growing!
<p>Expressive arts and design</p> 	<ul style="list-style-type: none"> Participate in our music lessons by singing songs and exploring the musical instruments. Continue to join in with learning different nursery rhymes, particularly focusing Mary, Mary Quite Contrary. Please find a link to this nursery rhyme to enjoy at home too. https://www.bbc.co.uk/teach/school-radio/articles/zdtj47h Design our own 'Mary, Mary' character to be used in their gardens the following week.
<p>Physical Development</p> 	<ul style="list-style-type: none"> Continue to participate in our PE lessons – we are continuing our gymnastics module, thinking about different ways to move our bodies on the apparatus. Continue our 'dough disco' sessions – developing fine motor control and hand/finger strength.
<p>Personal, social and emotional development</p> 	<ul style="list-style-type: none"> We will read 'Sharing a shell' by Julia Donaldson and have a discussion about what it means to share and how good sharing might make others feel. We will continue remind ourselves of the school and classroom rules and the behaviour that we need to show at school.
<p>Home Learning idea</p> <p>Each week we will post a new play-based idea that you can do with your children at home should you wish to.</p>	 <p>Bug House</p> <p>Northern Ireland Forest School Association</p> <p>Build a Bug House</p> <p>You don't need a lot of materials for this one.</p> <ul style="list-style-type: none"> * A pair of scissors, newspaper and plant pot or a plastic/milk bottle with the top cut off. * Cut the newspaper in half and roll the strips tightly. * Place them into the plastic pot. * Pop it somewhere in the garden. * Have a look in a week or so and see what bugs have moved in.
<p>Any other Information</p> 	<ul style="list-style-type: none"> The children will be designing their own gardens just like Lulu for the story 'Lulu loves flowers'. To enable the children to do this, we are looking for any donations of the following: compost, shells, pebbles and artificial flowers. Many thanks for

support with this.

- Another reminder about please checking that ALL items that come into school (clothing items, PE kits, snack pots/bottles etc) are clearly named. It is very difficult for us to unite items with their owners if they are unlabelled. We recommend using something like <https://www.stikins.co.uk/> (biro names do come off in the wash).
- Please remember to read with your child at home **at least** three times per week, recording these reads in the yellow reading record book. These things make such a big difference to your child's development and understanding.
- A reminder that class photos will be taken on **7th May** and that all children should be in full school uniform please.

Please note this is a basic overview of the planning for this week. It is impossible to cover in this outline all the learning that takes place during a week! We also believe in listening to your children and responding to their interests and ideas therefore all our planning is flexible. Please note some of the learning will take place across more than one week and during some weeks the learning focus may not cover all curriculum areas.